



# PAINT THE TOWN

# RED

for

Medical  
Detection Dogs



## 9th - 15th February 2020

Use the **colour of love** to support life-saving Medical Detection Dogs this Valentine's Day.



Wear red clothes to work or school



Red cake sales



Red art displays



Red quizzes

## Fundraising Pack

For further information visit:

[www.medicaldetectiondogs.org.uk](http://www.medicaldetectiondogs.org.uk)

[fundraising@medicaldetectiondogs.org.uk](mailto:fundraising@medicaldetectiondogs.org.uk) | 01296 655888



Medical  
Detection Dogs



Patron: HRH The Duchess of Cornwall

# Medical Detection Dogs



Patron: HRH The Duchess of Cornwall



Thank you for your interest in supporting Medical Detection Dogs and helping us **Paint the Town Red** this February.

I am delighted to enclose our **Paint the Town Red** fundraising pack, which contains everything you need to get started and use the colour of love to support our work. You will find the inspiration you need to get your event started, for example invitations, posters and even price labels for those delicious cakes. There is also a short quiz, to keep you occupied over your lunch break, do you know your Scooby Doo's from your Snoopy's? Whether your event is large or small this pack should contain everything you need to really **Paint the Town Red**.

After all the fun has finished, we have even included a handy, paying in form, so you can send the all-important pennies (and £'s) to us.

Additional fundraising resources and ideas can be found at [www.medicaldetectiondogs.org.uk/fundraising/red/](http://www.medicaldetectiondogs.org.uk/fundraising/red/)

By joining in, you will not only be showing us some love, you will also be raising funds and awareness of the work of our amazing Medical Alert Assistance Dogs. Our dogs save the lives each and every day of people with life changing conditions such as Type 1 Diabetes, PoTS, Addison's disease and severe allergies. Their colleagues, our Bio Detection Dogs are working towards a much earlier diagnosis of multiple cancers and diseases such as Parkinson's.

As a charity we receive no government funds and rely solely upon the generosity and good will of people like you. Every pound you raise will make a huge difference and enable us to continue using the power of our dogs' noses to detect disease and save lives.

Please do let us know your plans and we look forward to seeing lots of photos of you taking part. You can share your photos on all the usual social media platforms and don't forget to tag MDD in, and use the **#PaintTheTownRed**

If you have any queries or need any help with your fundraising please call 01296 711217 or email the team at [fundraising@medicaldetectiondogs.org.uk](mailto:fundraising@medicaldetectiondogs.org.uk)

Thank you once again for supporting Medical Detection Dogs. Every pound you raise, and every minute of your time really will make a difference.

Best Wishes,

Carolyn Green

Community Fundraiser

**Your support will save lives.** To find out more visit [www.medicaldetectiondogs.org.uk](http://www.medicaldetectiondogs.org.uk) or follow at

#MedicalDetectionDogs @MedDetectDogs @medicaldetectiondogs

# Red Velvet Cake

Recipe can be found at

[www.bbcgoodfood.com/recipes/1912636/red-velvet-cake](http://www.bbcgoodfood.com/recipes/1912636/red-velvet-cake)

## For the sponges

- 300ml vegetable oil, plus extra for greasing
- 500g plain flour
- 2 tbsp cocoa powder
- 4 tsp baking powder
- 2 tsp bicarbonate of soda
- 560g light brown soft sugar
- 1 tsp fine salt
- 400ml buttermilk
- 4 tsp vanilla extract
- 30ml red food colouring gel (we used Dr Oetker – a natural liquid colouring will not work)
- 4 large eggs

## For the Icing

- 250g pack slightly salted butter, at room temperature
- 750g icing sugar
- 350g tub full-fat cream cheese
- 1 tsp vanilla extract



## Method

1. Heat oven to 180C/160C fan/gas 4. Grease and line the base and sides of two 20cm cake tins with baking parchment – if your cake tins are quite shallow, line the sides to a depth of at least 5cm.
2. Put 250g flour, 1 tbsp cocoa powder, 2 tsp baking powder, 1 tsp bicarbonate of soda, 280g light brown soft sugar and 1 tsp salt in a bowl and mix well. If there are any lumps in the sugar, squeeze these through your fingers to break them up.
3. Mix 200ml buttermilk, 150ml oil, 2 tsp vanilla extract, 100ml water and 15ml food colouring in a jug. Add 2 eggs and whisk until smooth. Pour the wet ingredients into the dry and whisk until well combined. Pour the cake mixture evenly into the two tins, and bake for 25-30 mins, or until risen and a skewer inserted into the centre comes out clean. Cool in the tins for 10 mins, then turn out onto a wire rack, peel off the baking parchment and leave to cool.
4. Repeat steps 1 and 2, so that you have four sponge cakes in total. These sponges can be made up to three days ahead and will stay moist if wrapped in cling film, or you can wrap well and freeze for up to two months.
5. To make the icing, put the butter in a large bowl and sieve in half the icing sugar. Roughly mash together with a spatula, then whizz with a hand mixer until smooth. Add the cream cheese and vanilla, sieve in the remaining icing sugar, mash together again, then blend once more with the hand mixer.
6. To assemble the cake, stick one of your sponges to a cake stand or board with a little of the cream cheese icing. Use roughly half the icing to stack the remaining cakes on top, spreading a generous amount between each layer. Pile the remaining icing on top of the assembled cake, and use a palette knife to ease it over the edges, covering the entire surface of the cake. Tidy the plate with a piece of kitchen paper. Store leftovers in the fridge for up to 2 days, but bring back to room temperature for an hour or so before eating.

# Don't forget your four legged friend

These basic biscuits can be customized to cater to your dog's palette and any dietary restrictions they may have.

Please note that all treats should be given in moderation.

## Ingredients

- 350g whole wheat flour (substitute regular flour or oats if your dog is sensitive to wheat)
- ½ tsp. salt
- 1 egg
- 1 tsp. Beef or chicken bouillon or stock
- ½ cup hot water

## Optional Extra's...

- Oats, shredded cheese, bacon bits, shredded chicken

## Method

1. Preheat your oven to 200°C
2. Dissolve your bouillon or stock into the hot water
3. Add in the remaining ingredients and mix until a dough is formed.
4. Knead dough until it forms a ball (approximately 3 minutes)
5. Roll out the dough evenly, until ½ inch thick
6. Cut into slices, or shape as you like! (Please bear in mind, for larger shapes you will need to adjust cooking times accordingly)
7. Place dough pieces on lightly greased baking tray.
8. Cook in the centre of the oven for 30 minutes



# Quick Quiz

Do you know your stuff? Challenge your colleagues, team mates, friends or classmates with our short fun quiz.

## How does it work? –

- Pay your £1 for each round to receive the question sheets
- Hand out the sheets
- Challenge quizzers to a time limit to return the sheet with their answers (no googling)
- Or hold a quick quiz over lunch – in the staff room or even at your desk
- Maybe hold a challenge the teacher quiz with your classmates
- Award the winner with a small prize



# The Red Round

All the answers contain 'red' somewhere!

1. What is the nickname of Manchester United Football Club?
2. In the First World War, what was the name given to German fighter pilot Manfred von Richthofen?
3. Which American actor starred in The Horse Whisperer, Indecent Proposal and Out Of Africa?
4. Which American soul singer recorded the song "Sittin' On The Dock Of The Bay" days before he died in a plane crash in 1967?
5. Name the British band whose hits included 'Holding Back The Years', 'Fairground' and 'Stars'.
6. Which energy drink claims to 'give you wings'?
7. Which alternative symbol to the Red Cross is recognised in 33 Muslim countries as the mark of the international humanitarian movement?
8. Which 1990 film starring Sean Connery and Alec Baldwin dramatised a Tom Clancy novel of the same name?
9. Which British actress played Sandra in the BBC crime drama New Tricks?
10. Which news and discussion website is currently the 13th most visited website in the world?

Answers on back page.

[www.danmccalla.co.uk/quizzes](http://www.danmccalla.co.uk/quizzes)

# The Red Round

## Answer Sheet

1. ....
2. ....
3. ....
4. ....
5. ....
6. ....
7. ....
8. ....
9. ....
10. ....



Answers on back page.

[www.danmccalla.co.uk/quizzes](http://www.danmccalla.co.uk/quizzes)



# The Dogs Round

Name these TV and film dogs!



Answers on back page. [www.danmccalla.co.uk/quizzes](http://www.danmccalla.co.uk/quizzes)



# The Dogs Round

## Answer Sheet

1. ....
2. ....
3. ....
4. ....
5. ....
6. ....
7. ....
8. ....
9. ....
10. ....

Answers on back page.  
[www.danmccalla.co.uk/quizzes](http://www.danmccalla.co.uk/quizzes)



# PAINT THE TOWN

# RED

for

Medical  
Detection Dogs



## 9th - 15th February 2020

Use the **colour of love** to support life-saving Medical Detection Dogs this Valentine's Day.

 Wear red clothes to work or school day

 Red cake sales  Red art displays  Red quizzes

could all raise money for this amazing charity and show your love for the work it does!

Date: \_\_\_\_\_

Venue: \_\_\_\_\_

Time: \_\_\_\_\_

Contact: \_\_\_\_\_

For further information visit:

[www.medicaldetectiondogs.org.uk/red](http://www.medicaldetectiondogs.org.uk/red)

[fundraising@medicaldetectiondogs.org.uk](mailto:fundraising@medicaldetectiondogs.org.uk) | 01296 655888



You are invited to take part in **Paint The Town Red**  
in aid of Medical Detection Dogs

Date: .....

Time: .....

Place: .....

[www.medicaldetectiondogs.org.uk/red](http://www.medicaldetectiondogs.org.uk/red)

Registered Charity in England and Wales No. 1124533 and in Scotland No. SC044434



Registered with  
**FUNDRAISING  
REGULATOR**



You are invited to take part in **Paint The Town Red**  
in aid of Medical Detection Dogs

Date: .....

Time: .....

Place: .....

[www.medicaldetectiondogs.org.uk/red](http://www.medicaldetectiondogs.org.uk/red)

Registered Charity in England and Wales No. 1124533 and in Scotland No. SC044434



Registered with  
**FUNDRAISING  
REGULATOR**



You are invited to take part in **Paint The Town Red**  
in aid of Medical Detection Dogs

Date: .....

Time: .....

Place: .....

[www.medicaldetectiondogs.org.uk/red](http://www.medicaldetectiondogs.org.uk/red)

Registered Charity in England and Wales No. 1124533 and in Scotland No. SC044434



Registered with  
**FUNDRAISING  
REGULATOR**



You are invited to take part in **Paint The Town Red**  
in aid of Medical Detection Dogs

Date: .....

Time: .....

Place: .....

[www.medicaldetectiondogs.org.uk/red](http://www.medicaldetectiondogs.org.uk/red)

Registered Charity in England and Wales No. 1124533 and in Scotland No. SC044434



Registered with  
**FUNDRAISING  
REGULATOR**

# Red Cakes

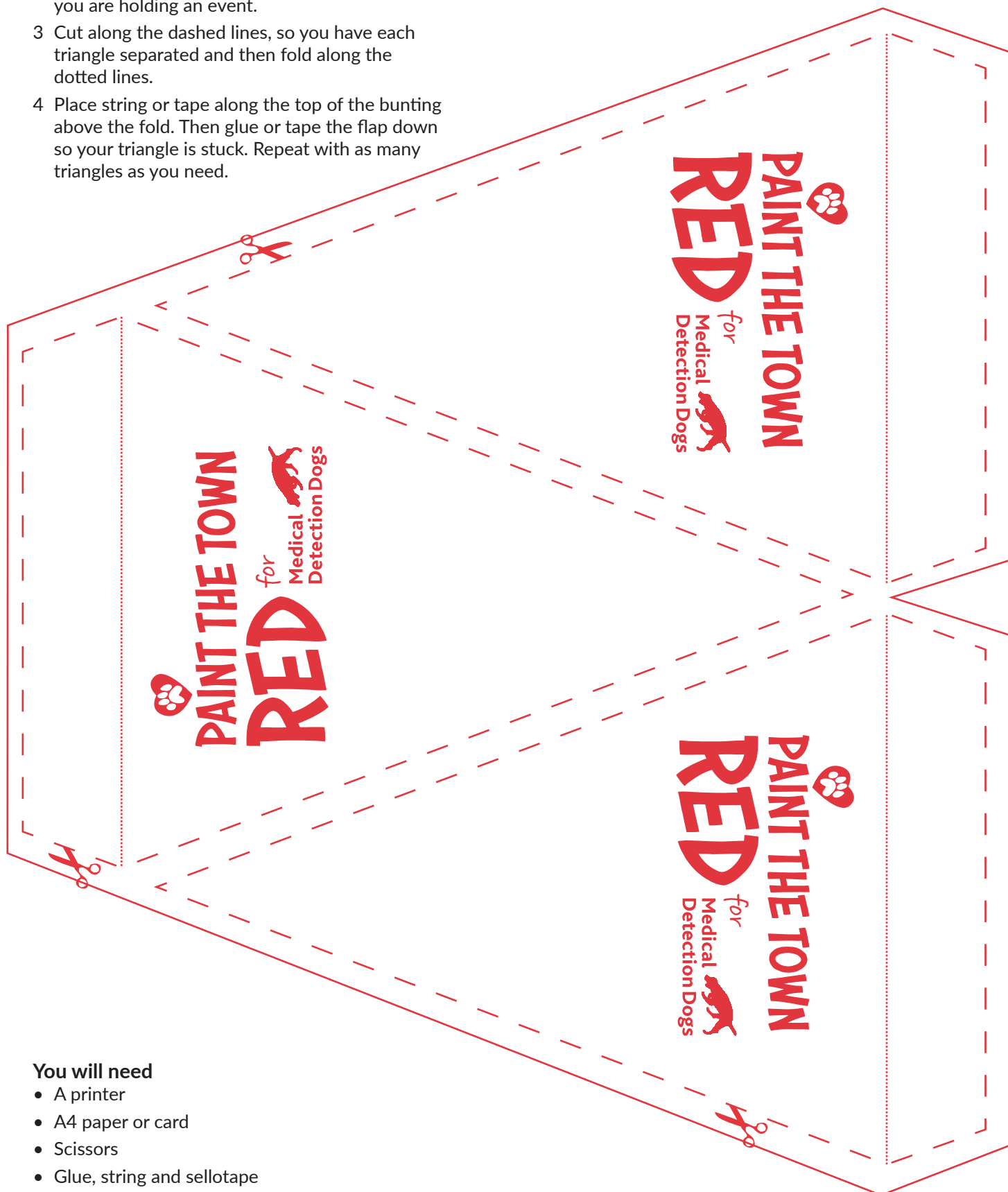
Use these tags to price up your cakes. Attach them to cocktail sticks and pop them on top. Don't forget to add any ingredients to the back for people with allergies



# Bunting

## Instructions

- 1 Print this page out as many times as you need it. You can print it out on plain paper or card.
- 2 Colour in or paint the bunting as bright as you like, you can even write messages about why you are holding an event.
- 3 Cut along the dashed lines, so you have each triangle separated and then fold along the dotted lines.
- 4 Place string or tape along the top of the bunting above the fold. Then glue or tape the flap down so your triangle is stuck. Repeat with as many triangles as you need.



## You will need

- A printer
- A4 paper or card
- Scissors
- Glue, string and sellotape
- Coloured pens, pencils or crayons

# Paying in form

Thank you for your support

To return the money you have raised please complete this form and send to: **Medical Detection Dogs, 3 Millfield, Greenway Business Park, Winslow Road, Great Horwood, Milton Keynes, MK17 0NP.**

PLEASE COMPLETE FUNDRAISER DETAILS IN BLOCK CAPITALS

Title: ..... Forename: ..... Surname: .....

Address: .....

.....

..... Postcode: .....

Telephone/Mobile: ..... Date of birth (if under 18): .....

Signature of Parent/Guardian if fundraiser is under 18: .....

Type of event ..... Cash Donations £ .....

Date of event ..... Online Donations £ .....

Total £ .....

**WAYS TO PAY IN YOUR MONEY** Select one of the following ways to send the money you have raised (please don't send cash in the post)

**ONLINE FUNDRAISING PAGE**  JustGiving £ .....

Virgin Money Giving £ .....

**CHEQUE** (payable to Medical Detection Dogs enclosed) £ .....

**BANK TRANSFER** (CAF BANK LTD Account name: Medical Detection Dogs £ .....  
Account number: 00017255 Sort Code: 40-52-40 Please let us know what reference  
you have given your donation by emailing [operations@medicaldetectiondogs.org.uk](mailto:operations@medicaldetectiondogs.org.uk)  
or calling 01296 655888.)

Signature: ..... Today's Date: .....

## MAKE YOUR SPONSORSHIP GO FURTHER

Don't forget to send us your sponsorship form so that we can claim an extra 25 percent on your qualifying Gift Aid sponsorship money.





# Sponsorship form

Please sponsor me (to be completed by fundraiser) **PLEASE COMPLETE IN BLOCK CAPITALS**

Title: ..... First Name: ..... Last Name: .....

Address:.....

..... Postcode:.....

Telephone/Mobile: ..... Date of birth (if under 18): .....

Email:.....

I am taking part in:.....

If I have ticked the box headed 'Gift Aid? ✓', I confirm that I am a UK Income or Capital Gains taxpayer. I have read this statement and want Medical Detection Dogs to reclaim tax on the donation detailed below, given on the date shown. I understand that if I pay less Income Tax / or Capital Gains tax in the current tax year than the amount of Gift Aid claimed on all of my donations it is my responsibility to pay any difference. I understand the charity will reclaim 25p of tax on every £1 that I have given.



**Remember: You must provide your full name, home address, postcode & '✓' Gift Aid for the charity to claim tax back on your donation.**

Full Name (First name and surname)	Home address (Only needed if you are Gift Aiding your donation), Please don't put your work address here)	Postcode	Amount £	Date paid	Gift Aid? ✓	Please send me information about Medical Detection Dogs* ✓
E.g. Joe Bloggs	1 My Street, My Town, My County,	POSTCODE	£10	dd/mm/yy	✓	✓

Total of this page

**Well done! Keep going! Turn over for more sponsorship spaces.**

# Sponsorship form

Full Name (First name and surname)	Home address (Only needed if you are Gift Aiding your donation), Please don't put your work address here)	Postcode	Amount £	Date paid	Gift Aid? ✓	Please send me information about Medical Detection Dogs* ✓
E.g. Joe Bloggs	1 My Street, My Town, My County,	POSTCODE	£10	dd/mm/yy	✓	✓

**Thank you for your support.**  
 Cheques should be made payable to **Medical Detection Dogs** and sent to: Medical Detection Dogs, 3 Millfield, Greenway Business Park, Winslow Road, Great Horwood MK17 0NP

Total of this page		Download further sponsor forms online. Date donations given to Charity: <input type="text"/> <input type="text"/> <input type="text"/> <input type="text"/> <input type="text"/> <input type="text"/>
Total of page one		
<b>GRAND TOTAL</b>		

We would like to keep in touch with you to share Medical Detection Dogs news, volunteering opportunities, fundraising activities and events. Please tick the boxes below to tell us how you would like to receive this information:  
 Post  Email   
 Please be assured that Medical Detection Dogs will look after and use your data with the utmost care, and will never swap or sell it. You can see our fundraising promise and privacy statements, which explain what you can expect from us and how we collect and manage information about you on, [medicaldetectiondogs.org.uk/privacy](http://medicaldetectiondogs.org.uk/privacy)  
 You can change the way we communicate with you at any time by contacting [operations@medicaldetectiondogs.org.uk](mailto:operations@medicaldetectiondogs.org.uk) or by calling 01296 655888.

# Quiz answers

## The Red Round

Answers:

1. The Red Devils.
2. The Red Baron.
3. Robert Redford.
4. Otis Redding.
5. Simply Red.
6. Red Bull.
7. Red Crescent.
8. The Hunt For Red October.
9. Amanda Redman.
10. Reddit.

## The Dogs Round

Answers in order:

1. Lassie
2. Santa's Little Helper (The Simpsons)
3. Beethoven
4. Clifford The Big Red Dog
5. Brian Griffin (Family Guy)
6. Schmeichel (Coronation Street)
7. Slinky (Toy Story)
8. Ambrosius (Labyrinth)
9. Bullseye (Oliver!)
10. Dougal (The Magic Roundabout).

Thank you for supporting

Medical   
Detection Dogs

3 Millfield, Greenway Business Park, Winslow Road,  
Great Horwood, Milton Keynes, MK17 0NP

[fundraising@medicaldetectiondogs.org.uk](mailto:fundraising@medicaldetectiondogs.org.uk)  
[www.medicaldetectiondogs.org.uk](http://www.medicaldetectiondogs.org.uk) | 01296 655888



Registered Charity in England and Wales No. 1124533 and in Scotland No. SC044434



Registered with  
FUNDRAISING  
REGULATOR