

Bake Off Fundraising Pack



www.medicaldetectiondogs.org.uk/bakeoff

Medical 
Detection Dogs

Patron: HRH The Duchess of Cornwall

Medical Detection Dogs



Patron: HRH The Duchess of Cornwall

Thank you for your interest in supporting the work of Medical Detection Dogs. I am delighted to enclose our Bake Off fundraising pack which contains everything you will need to get started with your event, including invitations, poster and a guide to organising your event.

Whether your event is large or small this pack should contain everything you need to make your Bake Off an absolute showstopper.

Additional resources are available to download from our website, so please don't forget to visit www.medicaldetectiondogs.org.uk/bakeoff

Medical Detection Dog's work is much needed. One in two born after 1960 will be affected by cancer during their lifetime, diabetes is on the rise and the challenges facing the NHS are well known. We are already making a huge difference to many, but we have the potential to save many thousands and transform the future detection of disease by offering a reliable, cost-effective and simple solution to early disease detection.

As a charity, we rely solely upon the public's generosity and good will and every pound you raise will make a big difference and enable us to save more lives and support those with life-threatening diseases.

If you have any queries at all, or need help with your fundraising, please call 01296 655888 and ask for our fundraising team or alternatively email fundraising@medicaldetectiondogs.org.uk

Thank you once again for supporting Medical Detection Dogs. Every pound you raise and every minute of your time will help make a difference.

Best Wishes,

Francesca Hockham

Fundraising Manager

Follow this simple recipe for event success

Choose a venue

This can be anywhere – in your home, at work, at school or in your local community centre or church – and preferably free!

Make sure the venue has everything you need, cups plates, washing up facilities.

Select a date

You can hold a Bake Off at any time of year

Time to perfection

Choose a time when people are naturally hungry – a mid-morning coffee break or mid-afternoon works well.

Don't forget to book your helpers in early to ensure there are enough of you to run the event.

Cause a stir

Use the poster in this pack to spread the word and let everyone know about your bake off. We have also included invitations for you to send to your guests to encourage them to join in the fun.

Social media is a fantastic way to promote your event. Don't forget to tweet or share your Facebook event with the fundraising team so we can share it on our pages.

Whip up the competition

Create categories and give out prizes for the best bakes to get everyone in a competitive mood. Have someone who can't cook, won't cook – why not have an award for the most popular shop bought treat.

Take outs

Have containers, serviettes or paper bags available so people can purchase any remaining cake and take it home.

Raise lots of dough

- Charge per person or per cake entering the competition
- Charge the public to judge the cakes
- Baking, as well as eating is thirsty work. Have hot and cold drinks available to have with the cakes and don't forget to charge for both!
- Persuade your bakers to write up their recipes and sell them next to their bakes
- Fill a jar with cookies and charge people per go to guess how many are there. The winner wins the jar and its contents
- Bake a huge cake and ask people to guess its weight. You can charge per guess and the winner gets to take the cake and eat it to!

Food for thought

Unsurprisingly, food hygiene should be pretty high on your to do list when you're planning your event. Please take a few minutes to visit Food Standards Agency website at www.food.gov.uk for practical advice.

We recommend you provide a list of ingredients for each of the bakes for people with allergies. You can use the cake tags available in this pack.



Medical Detection Dogs

Patron: HRH The Duchess of Cornwall



Bake Off

Text
SNIF17 £5
to 70070

to donate to
Medical Detection
Dogs and make a
difference
today.

Rise to the challenge by taking part in a
Bake Off and help raise lots of dough for
Medical Detection Dogs.

Date: _____

Venue: _____

Time: _____

Contact: _____

www.medicaldetectiondogs.org.uk/bakeoff

Registered Charity in England and Wales No. 1124533 and in Scotland No. SC044434

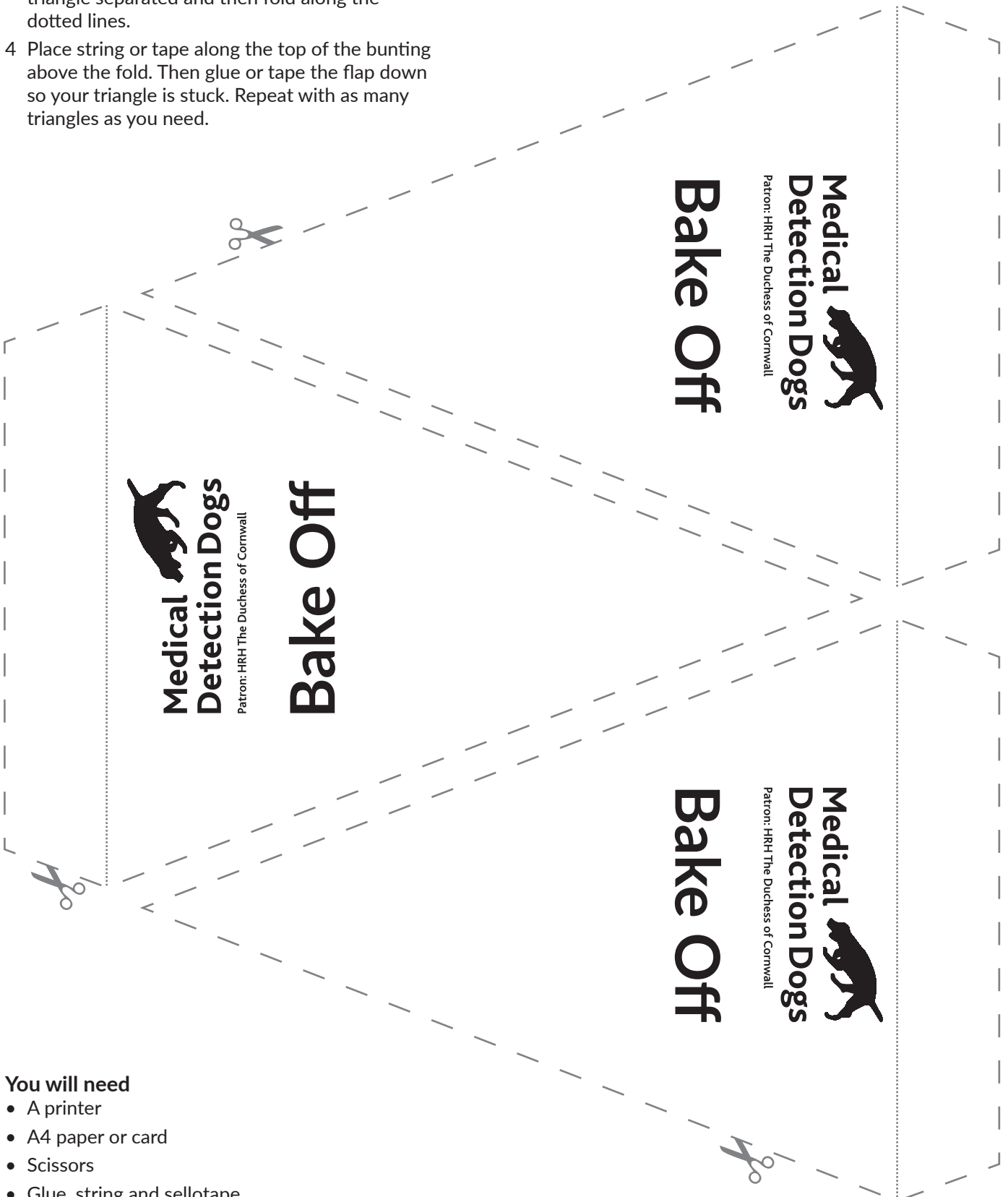


Registered with
**FUNDRAISING
REGULATOR**

Bunting

Instructions

- 1 Print this page out as many times as you need it. You can print it out on plain paper or card.
- 2 Colour in or paint the bunting as bright as you like, you can even write messages about why you are holding an event.
- 3 Cut along the dashed lines, so you have each triangle separated and then fold along the dotted lines.
- 4 Place string or tape along the top of the bunting above the fold. Then glue or tape the flap down so your triangle is stuck. Repeat with as many triangles as you need.



You will need

- A printer
- A4 paper or card
- Scissors
- Glue, string and sellotape
- Coloured pens, pencils or crayons



Medical Detection Dogs

Patron: HRH The Duchess of Cornwall



You are invited to take part in a Bake Off
in aid of Medical Detection Dogs

Date:

Time:

Place:

www.medicaldetectiondogs.org.uk/bakeoff

Registered Charity in England and Wales No. 1124533 and in Scotland No. SC044434



Registered with
FUNDRAISING
REGULATOR



Medical Detection Dogs

Patron: HRH The Duchess of Cornwall



You are invited to take part in a Bake Off
in aid of Medical Detection Dogs

Date:

Time:

Place:

www.medicaldetectiondogs.org.uk/bakeoff

Registered Charity in England and Wales No. 1124533 and in Scotland No. SC044434



Registered with
FUNDRAISING
REGULATOR



Medical Detection Dogs

Patron: HRH The Duchess of Cornwall



You are invited to take part in a Bake Off
in aid of Medical Detection Dogs

Date:

Time:

Place:

www.medicaldetectiondogs.org.uk/bakeoff

Registered Charity in England and Wales No. 1124533 and in Scotland No. SC044434



Registered with
FUNDRAISING
REGULATOR



Medical Detection Dogs

Patron: HRH The Duchess of Cornwall



You are invited to take part in a Bake Off
in aid of Medical Detection Dogs

Date:

Time:

Place:

www.medicaldetectiondogs.org.uk/bakeoff

Registered Charity in England and Wales No. 1124533 and in Scotland No. SC044434




Registered with
FUNDRAISING
REGULATOR


Bake Off

Use these tags to price up your cakes. Attach them to cocktail sticks and pop them on top.
Don't forget to add any ingredients to the back for people with allergies


Bake Off




Medical
Detection Dogs




Bake Off




Medical
Detection Dogs




Bake Off




Medical
Detection Dogs




Bake Off




Medical
Detection Dogs




Bake Off




Medical
Detection Dogs




Bake Off




Medical
Detection Dogs




Bake Off




Medical
Detection Dogs




Bake Off




Medical
Detection Dogs




Bake Off




Medical
Detection Dogs



Bake Off



Medical
Detection Dogs



Recipe ideas

Get cooking up a storm with these great recipes

This is a simple recipe that is the basis for many decorated cupcakes. It makes 12 standard-size cupcakes.

Ingredients

- 125g butter, softened
- 125g caster sugar
- 2 medium eggs
- 125g self-raising flour
- 2 tbsp milk
- 1 tsp vanilla essence

Equipment

12 hole bun tray lined with paper cases

Method

1. Preheat the oven to 190°C
2. Beat together the butter and caster sugar. Gradually add the egg. Sift in flour and fold in gently. Add the milk and vanilla extract.
3. Divide the mixture between the paper cases and bake in the centre of the oven until the cakes have risen and are just firm to the touch in the centre. They will take about 12 to 15 minutes.
4. Remove the cakes from the oven and transfer them to a wire rack to cool.

Don't forget the icing



Vanilla or chocolate buttercream

This is a quick buttercream icing to make as no cooking time is required. Adding vanilla to the chocolate buttercream helps to enhance the chocolate flavour.

Makes enough for 12 standard-size cupcakes

Ingredients

- 175g butter, softened
- 350g icing sugar
- 3 tbsp boiling water
- Few drops of vanilla extract
- (4 level tbsp cocoa if you want chocolate buttercream)

Method

1. Beat the butter in a bowl to soften it. (Skip step 2 if you're not making chocolate buttercream)
2. Tip the cocoa into a separate bowl, add the boiling water and mix it to a paste, then add it to the butter.
3. Add the icing sugar, boiling water and vanilla extract, and beat until the icing is very smooth.

This buttercream is best made just before it's going to be used but, if it is made in advance, press a sheet of cling film against the surface of the icing and cover the bowl with a damp cloth to help prevent the icing from drying out. Beat well just before using.



Don't forget your four legged friend

These basic biscuits can be customized to cater to your dog's palette and any dietary restrictions they may have.

Please note that all treats should be given in moderation.

Ingredients

- 350g whole wheat flour (substitute regular flour or oats if your dog is sensitive to wheat)
- ½ tsp. salt
- 1 egg
- 1 tsp. Beef or chicken bouillon or stock
- ½ cup hot water

Optional Extra's...

- Oats, shredded cheese, bacon bits, shredded chicken

Method

1. Preheat your oven to 200°C
2. Dissolve your bouillon or stock into the hot water
3. Add in the remaining ingredients and mix until a dough is formed.
4. Knead dough until it forms a ball (approximately 3 minutes)
5. Roll out the dough evenly, until ½ inch thick
6. Cut into slices, or shape as you like! (Please bear in mind, for larger shapes you will need to adjust cooking times accordingly)
7. Place dough pieces on lightly greased baking tray.
8. Cook in the centre of the oven for 30 minutes



Paying In Form

Thank you for your support

To return the money you have raised please complete this form and send to: **Medical Detection Dogs, 3 Millfield, Greenway Business Park, Winslow Road, Great Horwood, Milton Keynes, MK17 0NP.**

PLEASE COMPLETE FUNDRAISER DETAILS IN BLOCK CAPITALS

Title: Forename: Surname:

Address:

.....

..... Postcode:

Telephone/Mobile: Date of birth (if under 18):

Signature of Parent/Guardian if fundraiser is under 18:

Type of event Cash Donations £

Date of event Online Donations £

Total £

WAYS TO PAY IN YOUR MONEY Select one of the following ways to send the money you have raised (please don't send cash in the post)

☐ **ONLINE FUNDRAISING PAGE** ☐ JustGiving £

☐ Virgin Money Giving £

☐ **CHEQUE** (payable to Medical Detection Dogs enclosed) £

☐ **BANK TRANSFER** (CAF BANK LTD Account name: Medical Detection Dogs £
Account number: 00017255 Sort Code: 40-52-40 Please let us know what reference
you have given your donation by emailing operations@medicaldetectiondogs.org.uk
or calling 01296 655888.)

☐ **DEBIT/CREDIT CARD** (if paying by card, please give your card details below) £

If paying by card, please give your card details here:

☐ Mastercard ☐ Visa

Card No:

Expiry Date: / Issue No: Security Number:
(Last three digits on signature strip)

Name on Card:

Signature: Today's Date:

MAKE YOUR SPONSORSHIP GO FURTHER

Don't forget to send us your sponsorship form so that we can claim an extra 25 percent on your qualifying Gift Aid sponsorship money.



Registered Charity in England and Wales No. 1124533
and in Scotland No. SC044434

**Medical
Detection Dogs**



Patron: HRH The Duchess of Cornwall

Thank you for supporting



3 Millfield, Greenway Business Park, Winslow Road,
Great Horwood, Milton Keynes, MK17 0NP

operations@medicaldetectiondogs.org.uk
www.medicaldetectiondogs.org.uk | 01296 655888



Registered Charity in England and Wales No. 1124533 and in Scotland No. SC044434



Registered with
**FUNDRAISING
REGULATOR**